



# YAMAHA



SEASCOOTER™ - UNDERWATER PROPULSION  
SEAWING / PROFESSIONAL DIVE /  
RECREATIONAL DIVE / RECREATIONAL SERIES



[WWW.YAMAHASEASCOOTERS.COM](http://WWW.YAMAHASEASCOOTERS.COM)

WATCH  
OUR  
VIDEO  
YouTube





SEAWING SERIES

SEA WING SEA WING II



PROFESSIONAL DIVE SERIES

500L 350L 220L 275L





# SEASCOOTER™ - UNDERWATER PROPULSION



SEASCOOTER™ - UNDERWATER PROPULSION



**SEA WING** **SEA WING II**



# SEAWING SERIES



SEASCOOTER™ - UNDERWATER PROPULSION



SEAWING SERIES

**SEA  
WING**



YME22400

# SEA WING



## CAMERA ASSEMBLY

ATTACHING YOUR CAMERA TO SEASCOOTER CAMERA MOUNTS  
Can be used with GoPro® HERO [3, 3+, 4, 5, 6 or 7] cameras  
or other camera with using the same mount system



16+



WEIGHT  
8.15 LB / 3.7 KG



DEPTH  
130 FT / 40 M



RUN TIME  
45 MINUTES



SPEED  
4 MPH / 6.5 KM/H



GEAR  
2 SPEED



RECHARGE  
1 - 2 HOURS



BATTERY  
22.2V / 6.3 AH



HAND-CARRY  
IN YOUR FLIGHT

**The dual thruster Yamaha SEAWING is a full-featured Seascooter that gets you cruising underwater with a top speed up to 4mph (6.5km/h). Easily shift between 2 rotational speeds as you conserve your energy for more bottom time.**

- Run time up to 45 min (Continuous high speed use up to 25 minutes)
- Rated to 130ft / 40m
- Speed up to 4 MPH / 6.5 KM/H
- 2-level rotational speed control
- Battery level indicator
- Powered by high performance replaceable Lithium Ion battery
- Weight only 8.15 LB / 3.7 kg including battery
- Product size: 19.68" x 8.26" x 8.89" / 500 x 210 x 226 (mm)

(Only available in U.S.)



(The Seascooter is designed for use in salt water. It will have less buoyancy in fresh water, and may slowly sink in fresh bodies of water.)

IMPORTANT NOTE : CAMERA IS NOT INCLUDED.



SEASCOOTER™ - UNDERWATER PROPULSION



SEAWING SERIES

**SEA WING II**



YME22600

# SEA WING II



## CAMERA ASSEMBLY

ATTACHING YOUR CAMERA TO SEASCOTER CAMERA MOUNTS  
Can be used with GoPro® HERO [3, 3+, 4, 5, 6 or 7] cameras  
or other camera with using the same mount system



16+



WEIGHT  
8.15 LB / 3.7 KG



DEPTH  
100 FT / 30 M



RUN TIME  
40 MINUTES



SPEED  
5 MPH / 8 KM/H



GEAR  
2 SPEED



RECHARGE  
3 HOURS



BATTERY  
14.8V / 10AH



OLED  
DASHBOARD



HAND-CARRY  
IN YOUR FLIGHT

**The lightweight, easy to handle, dual thruster Yamaha Seawing II offers the latest and greatest in technology and design. A lightweight high-powered lithium ion battery provides speed and flow while the contoured hydrodynamic wing design allows for effortless maneuvering.**

- Run time up to 40 min (Normal Use)
- Rated to 100ft / 30m
- Speed up to 5 MPH / 8 KM/H
- 2-level rotational speed control
- OLED Display with Battery level and Gear indicator
- Powered by high performance replaceable Lithium Ion battery
- Weight only 8.15 LB / 3.7 kg including battery
- Product size: 20.1" x 6.57" x 10.83" / 510 x 167 x 275 (mm)

Carbon / Red



White / Yellow



(The Seascooter is designed for use in salt water. It will have less buoyancy in fresh water, and may slowly sink in fresh bodies of water.)

IMPORTANT NOTE : CAMERA IS NOT INCLUDED.

SEASCOOTER™ - UNDERWATER PROPULSION



**500L / 350L**

**220L / 275L**



# PROFESSIONAL DIVE SERIES



# PROFESSIONAL DIVE - Li SERIES

## CAMERA ASSEMBLY

Attaching your camera to  
THE YAMAHA SEASCOOTER  
CAMERA MOUNT

(Can be used with GoPro® HERO [3, 3+, 4, 5, 6 or 7], or other cameras using the same mount system)

CAMERA MOUNT INCLUDED FOR

**1500Li / 350Li / 220Li**

IMPORTANT NOTE : CAMERA IS NOT INCLUDED.



Made to be used with GoPro® HERO [3, 3+, 4, 5, 6 or 7],  
or other cameras utilizing the same mount system.  
Simply clip the Camera Mount to the Yamaha  
Seascooter top handle and insert your CAMERA  
Attachment Buckle into the Camera Mount.  
(Patent pending)



## LI-ION POWERED (for 500Li, 350Li & 220Li)

Lithium-Ion (LI-ION) batteries are the most powerful rechargeable batteries available for consumer electronic products. The battery technology used in the Yamaha Seascooter Professional Dive Series (Li Models) is the same technology used in today's electric automobiles supplying greater efficiency, acceleration and range.

LI-ION batteries have a high energy to weight ratio meaning that a given weight battery stores more power than an equal weight Lead-Acid or NiMH battery. This makes them lighter and more powerful than other types of rechargeable batteries of the same size. LI-IONS have no issues with respect to air travel.

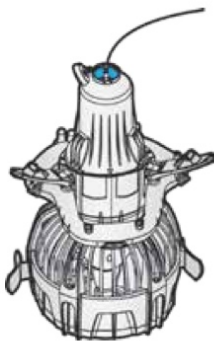
Other advantages to LI-ION batteries is they have no memory effect (you don't have to completely discharge them before recharging), they retain most of their charge even after months of storage, and they can handle hundreds of charge/discharge cycles.

The Yamaha Seascooter™ LI-ION battery system is compact and lightweight. The batteries are removable for external charging and simple battery replacement. An ECO friendly alternative to other battery types, the Lithium-Ion battery provides double the lifespan of conventional batteries and significantly reduces charging time.

### TRANSFERABLE BATTERY POD

The 350Li Battery can be upgraded by using a 500Li battery and 220Li Battery can be upgraded by using either 350Li or 500Li battery.

## RECHARGE METHOD 1



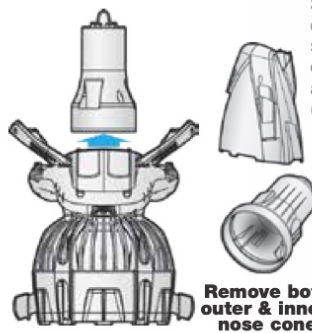
### ALWAYS EASY

Simply insert the charging jack into the charging port to start recharging the battery without removing it from the unit. Clean and hassle-free.



Remove outer nose cone

## RECHARGE METHOD 2



### ENDLESS FUN

Simply replace a discharged battery with a spare charged battery for endless back-to-back dives and snorkel runs. (Spare battery not included)



Remove both outer & inner nose cone



# PROFESSIONAL DIVE - Li SERIES

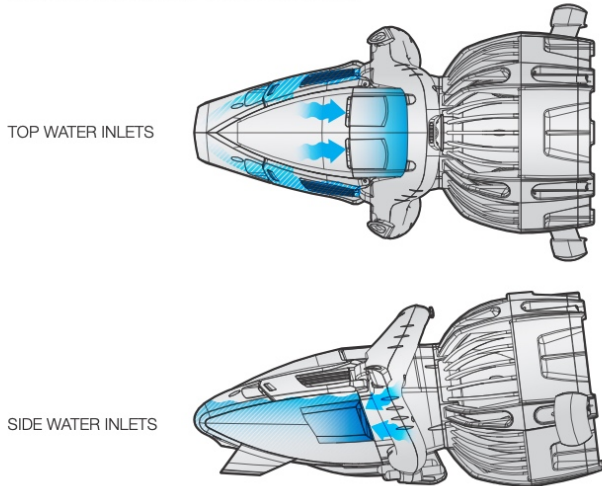
## BUOYANCY CONTROL

### BUOYANCY

The Seascooter PDS Li Series contains a self-filling ballast hull to achieve neutral buoyancy in seawater. Strategically placed drain holes allow water to freely enter and exit the ballast space making the Yamaha PDS Li Series assumes neutral buoyancy almost immediately when submerged, and expels water as soon as it hits the surface. **(The Seascooter is designed for use in salt water. It will have less buoyancy in fresh water, and may slowly sink in fresh bodies of water.)**

### INTEGRATED BALLAST SPACE MULTI-HULL DESIGN

Multi-hull design allows the PDS Li Series to fill up with water and automatically assume neutral buoyancy.

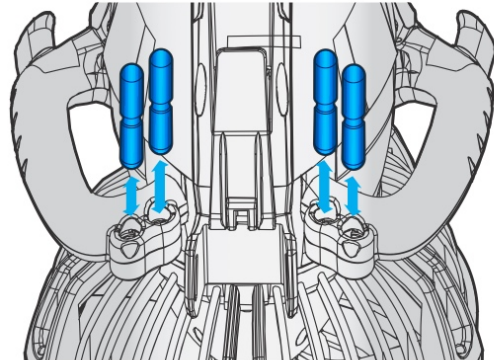


### BELLY MOUNTED ACCESSORY STATION

Four accessory insertion slots on the belly of the Li Models can host a special range of accessories to enhance the performance and experience of your Yamaha Seascooter.

### EASY ADJUSTMENT WEIGHT DISTRIBUTION

Fine-tune your buoyancy by placing ballast weights in any of the four insertion slots (Included with Seascooter™ 500Li / 350Li and optional with Seascooter™ 220Li).



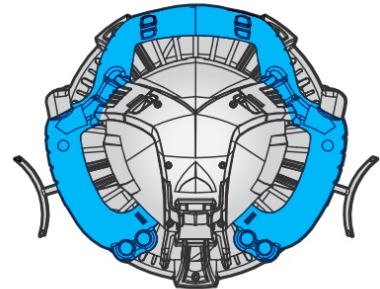
## NAVIGATE (for 500Li, 350Li & 220Li)

### HANDLEBAR

The impact resistant handlebar of the Yamaha Seascooter™ PDS Li series is the user's main navigation tool. It features smart ergonomically positioned triggers, for a natural thumb position during trigger operation; accessory D-ring attachment points; and a dashboard-style LED battery level indicator.

### MASTER SWITCH with POWER INDICATOR

The master pull switch is conveniently located to avoid accidental contact. During scooter operation the power indicator allows you to monitor your battery power status accurately.



## MAINTAINING POSITION

For the best performance, users should keep a horizontal body position.



Good



Best

## ACCESSORIES (for 500Li, 350Li & 220Li)

### 500Li BATTERY

Transferable battery pod compatible with the 500Li, 350Li and 220Li models.



YRS1B

### 350Li BATTERY

Transferable battery pod compatible with 350Li and 220Li models.



YRS2B

### 220Li BATTERY

Replaceable battery pod designed for 220Li model only.



YRS3B

### CARRY STRAP

For the short journey to the beach or boat, this shoulder strap makes it easy to carry your Yamaha Seascooter™.



ZZ178

### LIGHTING MOUNT

Compatible with most underwater LED lights. Different size straps are included.



ZZ172 (Torch is not included)

### GLIDE FINS

The strategically placed glide fins reduce lift at high speed giving you a steady and stable underwater experience.



ZZ163

### BALLAST WEIGHTS

Fine-tune your buoyancy by using the ballast weights in any of the four insertion slots.



ZZ162

# PROFESSIONAL DIVE - Li SERIES

YME22500

# 500Li



## CAMERA ASSEMBLY

ATTACHING YOUR CAMERA TO SEASCOOTER CAMERA MOUNTS  
Can be used with GoPro® HERO [3, 3+, 4, 5, 6 or 7] cameras  
or other camera with using the same mount system



16+



WEIGHT  
21 LB / 9.5 KG



DEPTH  
130 FT / 40 M



RUN TIME  
90 MINUTES



SPEED  
4.35 MPH / 7 KM/H



GEAR  
3 SPEED



RECHARGE  
7-9 HOURS



BATTERY  
22.2V / 12 AH



**The flagship Yamaha 500Li Seascooter features the best in class power and speed. Designed for both professional and recreational divers this powerful Seascooter with 500 watts of power glides through the water at speeds up to 4.35mph (7km/h). Divers can spend more bottom time in the water by exerting less energy.**

- Run time up to 90 min with normal use (Continuous high speed use up to 40 minutes)
- Rated to 130ft / 40m
- Speed up to 4.35 MPH / 7 KM/H
- 3-level rotational speed control
- Battery level indicator
- Superior flood prevention system
- Automatic buoyancy adjustment system.
- Powered by high performance replaceable Lithium Ion battery
- Weight only 21 lb / 9.5 kg including battery
- Product size: 12.6" x 11.8" x 24" / 319 x 300 x 610 (mm)



(The Seascooter is designed for use in salt water. It will have less buoyancy in fresh water, and may slowly sink in fresh bodies of water.)

IMPORTANT NOTE : CAMERA IS NOT INCLUDED.



YME22350

# 350Li



## CAMERA ASSEMBLY

ATTACHING YOUR CAMERA TO SEASCOOTER CAMERA MOUNTS  
Can be used with GoPro® HERO [3, 3+, 4, 5, 6 or 7] cameras  
or other camera with using the same mount system



16+



WEIGHT  
19 LB / 8.6 KG



DEPTH  
130 FT / 40 M



RUN TIME  
75 MINUTES



SPEED  
3.7 MPH / 6 KM/H



GEAR  
3 SPEED



RECHARGE  
4-6 HOURS



BATTERY  
22.2V / 8 AH



**The Yamaha 350Li is a full featured Seascooter that gets you cruising underwater with a top speed up to 3.7mph (6km/h). Easily shift between 3 rotational speeds as you conserve your energy for more bottom time. Automatic buoyancy system, designed for salt water, allows you to concentrate on the scenery and not on your equipment.**

- Run up to 75 min with normal use (Continuous high speed use up to 30 minutes)
- Rated to 130ft / 40m
- Speed up to 3.7 MPH / 6 KM/H
- 3-level rotational speed control
- Battery level indicator
- Superior flood prevention system
- Powered by high performance replaceable Lithium Ion battery. (Upgradeable 500W battery available)
- Automatic buoyancy adjustment
- Weight only 19 lb / 8.6 kg including battery
- Product size: 12.6" x 11.8" x 24" / 319 x 300 x 610 (mm)



(The Seascooter is designed for use in salt water. It will have less buoyancy in fresh water, and may slowly sink in fresh bodies of water.)

IMPORTANT NOTE : CAMERA IS NOT INCLUDED.

# PROFESSIONAL DIVE - Li SERIES

YME22220

## 220Li



### CAMERA ASSEMBLY

ATTACHING YOUR CAMERA TO SEASCOOTER CAMERA MOUNTS  
Can be used with GoPro® HERO [3, 3+, 4, 5, 6 or 7] cameras  
or other camera with using the same mount system



16+



WEIGHT  
19 LB / 8.6 KG



DEPTH  
100 FT / 30 M



RUN TIME  
60 MINUTES



SPEED  
3.1 MPH / 5 KM/H



GEAR  
2 SPEED



RECHARGE  
3-5 HOURS



BATTERY  
22.2V / 4 AH



HAND-CARRY  
IN YOUR FLIGHT

**The Yamaha 220Li features the power and convenience of a Lithium Ion battery with 2 level rotational speed control. Save your energy and cruise the underwater world with speeds up to 3.1 mph (5km/h). Easily swap optional batteries for multiple dives.**

- Run up to 60 min with normal use (Continuous high speed use up to 30 minutes)
- Rated to 100ft / 30m
- Speed up to 3.1 MPH / 5 KM/H
- 2-level rotational speed control
- Battery level indicator
- Superior flood prevention system
- Powered by high performance replaceable Lithium Ion battery (Upgradeable 500W or 350W battery available)
- Automatic buoyancy adjustment system (optional ballast weights for customization sold separately)
- Weight only 19 lb / 8.6 kg including battery
- Product size: 12.6" x 11.8" x 24" / 319 x 300 x 610 (mm)



(The Seascooter is designed for use in salt water. It will have less buoyancy in fresh water, and may slowly sink in fresh bodies of water.)

IMPORTANT NOTE : CAMERA IS NOT INCLUDED.

# PROFESSIONAL DIVE - L SERIES

YME23275

# 275L



16+



WEIGHT  
32 LB / 14.5 KG



DEPTH  
130 FT / 40 M



RUN TIME  
120 MINUTES



SPEED  
3.3 MPH / 5.3 KM/H



GEAR  
3 SPEED



RECHARGE  
12 - 14 HOURS



BATTERY  
12V / 24 AH

**The Yamaha 275L Seascooter is a powerful dive machine with a custom 12v sealed lead acid battery. Rated to 130ft (40m) the 275L will cruise at speeds up to 3.3mph (5.3km/h). The 275L is a true work horse designed for people that dive frequently and depend on their equipment.**

- Run up to 2 hour with normal use (Continuous high speed use up to 50 minutes)
- Rated to 130ft / 40m
- Speed up to 3.3 MPH / 5.3 KM/H
- 3-level rotational speed control
- Superior flood prevention system
- Buoyancy adjustment system with 4 removable lead ballast weights allow to fine-tune the buoyancy
- Powered by a Sealed Lead Acid Battery (Occasional battery maintenance required)
- Product size: 12.6" x 12.6" x 28" / 320 x 320 x 710 (mm)
- Weight only 32 lb / 14.5 kg including battery

**(Not available in North America)**



(The Seascooter is designed for use in salt water. It will have less buoyancy in fresh water, and may slowly sink in fresh bodies of water.)



SEASCOOTER™ - UNDERWATER PROPULSION



**SEAJET**

**RDS 300 / RDS 280 / RDS 250 / RDS 200**

# RECREATIONAL DIVE SERIES



SEASCOOTER™ - UNDERWATER PROPULSION



RECREATIONAL DIVE - LI SERIES

**SEAJET**





YME22320

# SEAJET



## CAMERA ASSEMBLY

ATTACHING YOUR CAMERA TO SEASCOOTER CAMERA MOUNTS  
Can be used with GoPro® HERO [3, 3+, 4, 5, 6 or 7] cameras  
or other camera with using the same mount system



16+



WEIGHT  
9.68 LB / 4.4 KG  
(WITHOUT BATTERY)



DEPTH  
130 FT / 40 M



RUN TIME  
75 - 100 MINUTES



SPEED  
3.7 MPH / 6 KM/H



GEAR  
3 SPEED



RECHARGE  
3 - 4 HOURS



BATTERY  
22.2V / 6.6 AH



HAND-CARRY  
IN YOUR FLIGHT

**The Yamaha SEAJET is a full-featured Seascooter that gets you cruising underwater with a top speed up to 3.7mph (6km/h). Easily shift between 3 rotational speeds as you conserve your energy for more bottom time. Designed with built-in LED headlights allowing you to cruise the underwater world and have fun anytime.**

- Run time up to 75-100 minutes
- Rated to 130ft / 40m
- Speed up to 3.7 MPH / 6 KM/H
- 3-level rotational speed control
- Battery level indicator
- Superior flood prevention system
- Powered by high performance replaceable Lithium Ion battery
- Built-in LED headlights
- Weight only 14.3 lb / 6.5 kg including battery
- Product size: 17.15" x 16.9" x 7.15" / 436 x 430 x 182 (mm)



BUILT IN LED HEADLIGHTS



(The Seascooter is designed for use in salt water. It will have less buoyancy in fresh water, and may slowly sink in fresh bodies of water.)

IMPORTANT NOTE : CAMERA IS NOT INCLUDED.

# RECREATIONAL DIVE SERIES

YME23300

# RDS 300



## CAMERA ASSEMBLY

ATTACHING YOUR CAMERA TO SEASCOOTER CAMERA MOUNTS  
Can be used with GoPro® HERO [3, 3+, 4, 5, 6 or 7] cameras  
or other camera with using the same mount system



16+



WEIGHT  
18 LB / 8.2 KG



DEPTH  
100 FT / 30 M



RUN TIME  
90 MINUTES



SPEED  
3 MPH / 4.8 KM/H



RECHARGE  
6 - 8 HOURS



BATTERY  
12V / 12 AH

**The Yamaha RDS300 Seascooter is lightweight and powerful. Designed to cruise at speeds up to 3.0mph (4.8km/h) the RDS300 will allow you to maximize your underwater dive experience. Featuring a depth rating of 100ft (30m) and 2 level rotational speed control\* the RDS300 is perfect for the recreational diving enthusiast.**

- Run up to 1.5 hours with normal use (Continuous high speed use up to 30 minutes)
- Rated to 100ft / 30m
- Speed up to 3 mph / 4.8 km/h
- 2-level rotational speed control (for US model) \*Single Speed Control (for EU model)
- Waterproof construction prevents accidental flooding
- Impact resistant heavy duty rubber hull protection
- Superior safety features include: auto shut off when triggers are released, thermal switch function and water leakage sensor
- Removable buoyancy control chamber
- Powered by a Sealed Lead Acid Battery (Occasional battery maintenance required)
- Product size: 24" x 15.2" x 12.3" / 612 x 385 x 312 (mm)
- Weight just 18 lbs / 8.2 kg including battery



(The Seascooter is designed for use in salt water. It will have less buoyancy in fresh water, and may slowly sink in fresh bodies of water.)

IMPORTANT NOTE : CAMERA IS NOT INCLUDED.

YME23280

# RDS 280



## CAMERA ASSEMBLY

ATTACHING YOUR CAMERA TO SEASCOOTER CAMERA MOUNTS  
Can be used with GoPro® HERO [3, 3+, 4, 5, 6 or 7] cameras  
or other camera with using the same mount system



16+



WEIGHT  
18 LB / 8.2 KG



DEPTH  
100 FT / 30 M



RUN TIME  
90 MINUTES



SPEED  
2.8 MPH / 4.5 KM/H



RECHARGE  
6 - 8 HOURS



BATTERY  
12V / 12 AH

**The Yamaha RDS280 Seascooter is lightweight and efficient with a run time up to 1.5 hours with normal use. This single speed Seascooter will cruise at speeds up to 2.8mph (4.5km/h) and is rated to a depth of 100ft (30m). Perfect for recreational diving and snorkeling adventures.**

- Run up to 1.5 hours with normal use (Continuous use up to 30 minutes)
- Rated to 100ft / 30m
- Speed up to 2.8 mph / 4.5 km/h
- Waterproof construction prevents accidental flooding
- Removable buoyancy control chamber
- Powered by a Sealed Lead Acid Battery (Occasional battery maintenance required)
- Product size: 25.1" x 15" x 12.6" / 631 x 385 x 322 (mm)
- Weight just 18 lbs / 8.2 kg including battery



(The Seascooter is designed for use in salt water. It will have less buoyancy in fresh water, and may slowly sink in fresh bodies of water.)

IMPORTANT NOTE : CAMERA IS NOT INCLUDED.



# RECREATIONAL DIVE SERIES

YME23250

## RDS 250



### CAMERA ASSEMBLY

ATTACHING YOUR CAMERA TO SEASCOOTER CAMERA MOUNTS  
Can be used with GoPro® HERO [3, 3+, 4, 5, 6 or 7] cameras  
or other camera with using the same mount system



16+



WEIGHT  
18 LB / 8.2 KG



DEPTH  
100 FT / 30 M



RUN TIME  
120 MINUTES



SPEED  
2.5 MPH / 4 KM/H



RECHARGE  
6 - 8 HOURS



BATTERY  
12V / 12 AH

**The Yamaha RDS250 Seascooter delivers a perfect balance of run time and speed. Rated to a depth of 100ft (30m) the RDS250 will cruise at speeds up to 2.5mph (4km/h). Combine that with a run time up to 2 hours and the RDS250 is perfect vehicle for back to back dive days.**

- Run up to 2 hours with normal use (Continuous use up to 45 minutes)
- Rated to 100 ft / 30 m
- Speed up to 2.5 mph / 4 km/h
- Waterproof construction prevents accidental flooding
- Removable buoyancy control chamber
- Powered by a Sealed Lead Acid Battery (Occasional battery maintenance required)
- Product size: 24" x 15.2" x 12.3" / 612 x 385 x 312 (mm)
- Weight just 18 lbs / 8.2 kg including battery



(The Seascooter is designed for use in salt water. It will have less buoyancy in fresh water, and may slowly sink in fresh bodies of water.)

IMPORTANT NOTE : CAMERA IS NOT INCLUDED.

YME23200

# RDS 200



## CAMERA ASSEMBLY

ATTACHING YOUR CAMERA TO SEASCOOTER CAMERA MOUNTS  
Can be used with GoPro® HERO [3, 3+, 4, 5, 6 or 7] cameras  
or other camera with using the same mount system



16+



WEIGHT  
13 LB / 6 KG



DEPTH  
65 FT / 20 M



RUN TIME  
60 MINUTES



SPEED  
2 MPH / 3.2 KM/H



RECHARGE  
4 - 6 HOURS



BATTERY  
12V / 7.5 AH

**The Yamaha RDS200 Seascooter is the perfect vehicle for cruising through the water. Rated to a depth of 65ft (20m) and a cruising speed of 2.0mph (3.2km/h) the RDS200 is designed for both recreational divers and snorkeling enthusiast.**

- Run up to 1 hour with normal use (Continuous use up to 40 minutes)
- Rated to 65 ft / 20 m
- Speed up to 2 mph / 3.2 km/h
- Removable buoyancy control chamber
- Powered by a Sealed Lead Acid Battery (Occasional battery maintenance required)
- Product size: 24" x 15.2" x 12.3" / 612 x 385 x 312 (mm)
- Weight just 13 lbs / 6 kg including battery



(The Seascooter is designed for use in salt water. It will have less buoyancy in fresh water, and may slowly sink in fresh bodies of water.)

IMPORTANT NOTE : CAMERA IS NOT INCLUDED.



▲ POOLJET / AQUA CRUISE ▼

▲ EXPLORER / SEAL / SCOUT ▼



# RECREATIONAL SERIES



SEASCOOTER™ - UNDERWATER PROPULSION



RECREATIONAL - Li SERIES

**POOLJET**





YME23005

# POOLJET



**The Yamaha POOLJET is designed for family water fun. Cruise around the pool or lake at speeds up to 1.2mph (2.0km/h). The POOLJET is loaded with safety features including a protective grille and auto shut-off dual trigger control.**

- Run up to 30 minutes with normal use (Continuous use up to 20 minutes)
- Speed up to 1.2 mph / 2.0 km/h
- Fully waterproof construction
- Extremely compact design, safety features including safety grille, auto shut-off, and dual trigger operation.
- Positive buoyancy
- Product size: 10.63" x 10.31" x 7.65" / 270 x 262 x 202 (mm)
- Weight only 3.52 lbs / 1.6 kg

**(Not available in North America)**



(The Seascooter is designed for use in salt water. It will have less buoyancy in fresh water, and may slowly sink in fresh bodies of water.)



## RECREATIONAL SERIES

YME23001

# EXPLORER



## CAMERA ASSEMBLY

ATTACHING YOUR CAMERA TO SEASCOOTER CAMERA MOUNTS  
Can be used with GoPro® HERO [3, 3+, 4, 5, 6 or 7] cameras  
or other camera with using the same mount system



8+



WEIGHT  
11.5 LB / 5.2 KG



DEPTH  
30 FT / 10 M



RUN TIME  
60 MINUTES



SPEED  
2.5 MPH / 4 KM/H



RECHARGE  
14 - 16 HOURS



BATTERY  
12V / 7.5 AH

**The Yamaha Explorer Seascooter is an entry level model designed for younger recreational divers and snorkelers. Cruising at speeds up to 2.5mph (4km/h) with a depth rating of 30ft (10m) the Explorer is perfect for shallow dives, snorkeling adventures or chasing fish.**

- Run up to 1 hour with normal use (Continuous use up to 20 minutes)
- Speed up to 2.5 mph / 4 km/h
- Rated to 30 ft / 10 m
- Fully waterproof construction
- Extremely compact design, Safety features including safety grille, auto shut-off and dual trigger operation.
- Positive buoyancy
- Weight just 11.5 lbs / 5.2 kg including battery
- Product size: 11.77" x 11.10" x 20.5" / 299 x 282 x 520 (mm)



(The Seascooter is designed for use in salt water. It will have less buoyancy in fresh water, and may slowly sink in fresh bodies of water.)

IMPORTANT NOTE : CAMERA IS NOT INCLUDED.

YME23002

# SEAL



## CAMERA ASSEMBLY

ATTACHING YOUR CAMERA TO SEASCOOTER CAMERA MOUNTS  
Can be used with GoPro® HERO [3, 3+, 4, 5, 6 or 7] cameras  
or other camera with using the same mount system



8+



WEIGHT  
12 LB / 5.4 KG



DEPTH  
15 FT / 5 M



RUN TIME  
90 MINUTES



SPEED  
2 MPH / 3.2 KM/H



RECHARGE  
14-16 HOURS



BATTERY  
12V / 7.5 AH

**The Yamaha Seal Seascooter is designed for family water fun. Cruise around the pool, lake or ocean at speeds up to 2.0mph (3.2km/h). Attach your camera and record your water adventures. The Seal is loaded with safety features including a protective grille and auto shut-off dual trigger control.**

- Run up to 1.5 hours with normal use (Continuous use up to 30 minutes)
- Speed up to 2 mph / 3.2 km/h
- Rated to 15 ft / 5 m
- Fully waterproof construction
- Extremely compact design, safety features including safety grille, auto shut-off, and dual trigger operation.
- Positive buoyancy
- Product size: 11.25" x 11.25" x 19" / 285 x 283 x 483 (mm)
- Weight only 12 lbs / 5.4 kg



(The Seascooter is designed for use in salt water. It will have less buoyancy in fresh water, and may slowly sink in fresh bodies of water.)

IMPORTANT NOTE : CAMERA IS NOT INCLUDED.

## RECREATIONAL SERIES

YME23003

# SCOUT



8+



WEIGHT  
7.3 LB / 3.3 KG



DEPTH  
10 FT / 3 M



RUN TIME  
60 MINUTES



SPEED  
1 MPH / 1.6 KM/H



RECHARGE  
10 - 12 HOURS



BATTERY  
12V / 4.5 AH

**The Yamaha Scout Seascooter is great for snorkeling, swimming and playing in the pool. This smaller, lighter model for adult-supervised youngster's ages 8 to 10 (up to 100 lbs. / 45.4kg) is waterproof to 10 feet and can offer an hour of play on a single charge.**

- Run up to 1 hour with normal use (Continuous use up to 40 minutes)
- Speed up to 1 mph / 1.6 km/h
- Rated to 10 ft / 3 m
- Full safety features (auto shut-off when released)
- Positive buoyancy (It will have less buoyancy in fresh water, lake or pool and may slowly sink in such waters.)
- Product size: 10.5" x 10.5" x 13.3" / 265.5 x 265.5 x 338 (mm)
- Weight just 7.3 lbs / 3.3 kg including battery

**(Not available in North America)**



(The Seascooter is designed for use in salt water. It will have less buoyancy in fresh water, and may slowly sink in fresh bodies of water.)



YME23004

# AQUA CRUISE



**MOTORIZED  
PROPULSION UNIT**  
SPEED UP TO 2MPH/3.2KM/H



8+



RUN TIME  
60 MINUTES



SPEED  
2 MPH / 3.2 KM/H



RECHARGE  
10 - 12 HOURS



BATTERY  
12V / 2.8 AH

**The Yamaha Aqua Cruise designed for water fun. Cruise around the pool or lake at speeds up to 2.0mph (3.2km/h) Easy to assemble and drive. Protection systems that include master switch lock, over current protection, low voltage protection, high temperature protection, stall protection, finger ingress protection.**

- Run time up to 1 hours with normal use (Continuous use up to 40 minutes)
- Speed up to 2mph / 3.2 km/h
- Designed for one rider, ages 8 and upwards / designed to carry a maximum 155lbs / 70kgs)
- Heavy-Gauge PVC Bladder
- Battery operated (rechargeable battery and charger included)
- Product size (approx. Inflated size) : 58" (L) x 34" (W) / 147.32(L) x 86.36(W) (cm)
- Safety features including fully caged propeller, master switch lock and over-heating prevention system
- Automatic shut-off function
- Puncture repair kit

(Not available in North America)





ALL SPECIFICATIONS APPEARING IN THIS MANUAL ARE CORRECT AS OF PRINTING. PLEASE VISIT WWW.YAMAHASEASCOOTERS.COM FOR THE LATEST UPDATES AND INFORMATION ON THE COMPLETE RANGE OF THE YAMAHA SEASCOOTERS

NORTH AMERICAN DISTRIBUTOR



Sport Dimension Inc.
966 Sandhill Ave., Carson, CA 90746
+1-800-678-7873
www.sportdimension.com

INTERNATIONAL DISTRIBUTOR

STALLION SPORT LTD.

Block F, 6/F, Wah Hing Industrial Mansions
36 Tai Yau Street, San Po Kong
Kowloon, Hong Kong
+852-3516-2388
service@stallionsport.com
www.stallionsport.com

TO FIND YOUR LOCAL DISTRIBUTOR PLEASE VISIT OUR WEBSITE AT WWW.YAMAHASEASCOOTERS.COM



Yamaha, the Crossed Tuning Fork Design, and any likeness thereof are trademarks of Yamaha Motor Corp. U.S.A. and Yamaha Motor Co., Ltd. ("Yamaha") used under license by Sport Dimension Inc. www.yamaha-motor.com. This Product is not manufactured by Yamaha. For consumer purposes, please contact Sport Dimension Inc. at 1-800-678-7873.

PRODUCTS ARE COVERED BY THE FOLLOWING PATENTS: USA, CANADA, EU, AUSTRALIA, JAPAN, HONG KONG, CHINA & TURKEY
US D471,506S / US D618,768S / D527,702S / US D506,176S / US D507,776S / D512,678S / D519,911S / 6848386 B2 / US 7000559 B2 / US 7093554 B1 / 11/102,302
0500577.8 / 0500578.0 / 0500579.2 / HK1072691 / ZL200530005661.5 / ZL200430079550.4 / ZL200430057359.X / ZL200530005662.X / ZL200530005663.4 / ZL200320103738.8
ZL200520008894.5 / 1194933 / 1254107 / 1225250 / 000330311-0001 / 000183900-0001 / 000183900-0002 / 000330279-0001 / 000330285-0001 / 03020902.7 / 302949 / 302564 / 302563
302950 / 302948 / 2005100230 / 200503474 / 29/268,724 / 11/595,675 / 000816376-0001