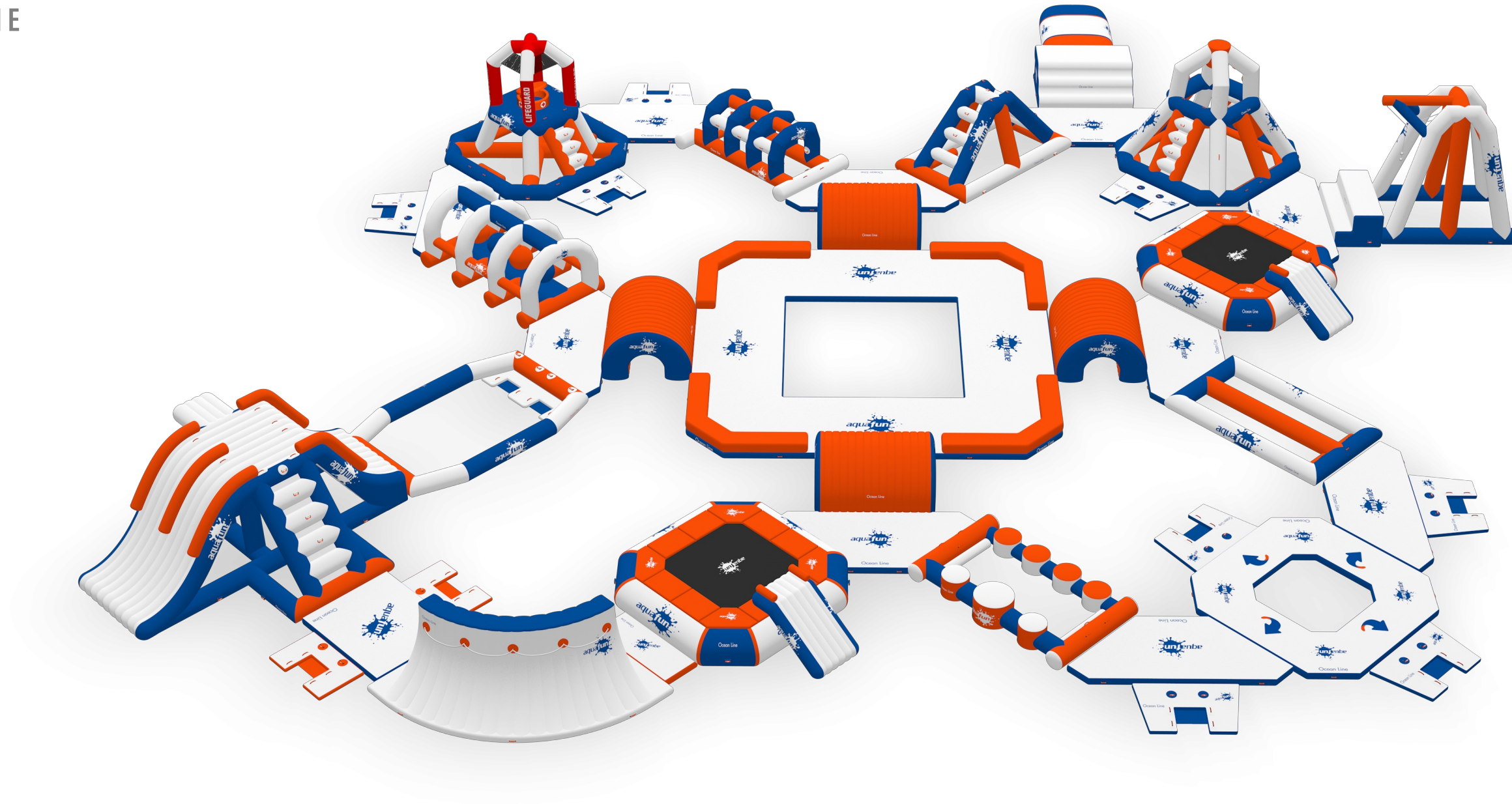


# AQUAFUNPARK 140

OCEAN LINE



AQUAFUNPARK 140

OCEAN LINE

1512<sub>m<sup>2</sup></sub> 140

AREA

VISITORS

42x36<sub>m</sub> 42

DIMENSIONS

ELEMENTS

# ELEMENTS OCEAN LINE




## CLIMB OVER

AFP-OL-CO  
500 × 300 × 250 cm  
15.0 m<sup>2</sup>

73kg / 0.49 m<sup>3</sup>  
100 × 70 × 70 cm

1



## TRIPLE WALK

AFP-OL-TL  
500 × 300 × 50 cm  
15.0 m<sup>2</sup>

41kg / 0.29 m<sup>3</sup>  
80 × 60 × 60 cm

1



## TRAMPO-SLIDE

AFP-OL-TS  
234 × 150 × 162 cm  
3.5 m<sup>2</sup>

92kg / 0.1 m<sup>3</sup>  
60 × 40 × 40 cm

2




## PENDULUM ROCKS

AFP-OL-PR  
500 × 300 × 220 cm  
15.0 m<sup>2</sup>

101kg / 0.77 m<sup>3</sup>  
120 × 80 × 80 cm

1



## ROCKY PATH

AFP-OL-RP  
500 × 300 × 75 cm  
15.0 m<sup>2</sup>

64kg / 0.25 m<sup>3</sup>  
70 × 60 × 60 cm

1



## CONNECTOR C1

AFP-OL-C1  
100 × 250 × 20 cm  
2.5 m<sup>2</sup>

14kg / 0.06 m<sup>3</sup>  
60 × 30 × 30 cm

1



## CORNER

AFP-OL-CR  
375 × 375 × 25 cm  
14.1 m<sup>2</sup>

35kg / 0.13 m<sup>3</sup>  
80 × 40 × 40 cm

10



## EASY RAMP

AFP-OL-ER  
250 × 160 × 10 cm  
4.0 m<sup>2</sup>

15kg / 0.06 m<sup>3</sup>  
60 × 30 × 30 cm

8



## CLIMBER

AFP-OL-CL  
500 × 500 × 420 cm  
25.0 m<sup>2</sup>

133kg / 0.49 m<sup>3</sup>  
100 × 70 × 70 cm

1



## TRAMPOLINE

AFP-OL-TM  
500 × 500 × 100 cm  
25.0 m<sup>2</sup>

161kg / 0.29 m<sup>3</sup>  
80 × 60 × 60 cm

2



## GUARD TOWER

AFP-OL-GT  
500 × 500 × 410 cm  
25.0 m<sup>2</sup>

136kg / 0.81 m<sup>3</sup>  
100 × 90 × 90 cm

1




## FLAT BASE

AFP-OL-FB  
500 × 500 × 25 cm  
25.0 m<sup>2</sup>

68kg / 0.2 m<sup>3</sup>  
80 × 50 × 50 cm

1



## KATAPULT

AFP-OL-KP  
665 × 300 × 125 cm  
20.0 m<sup>2</sup>

129kg / 0.64 m<sup>3</sup>  
100 × 80 × 80 cm

1



## POOL CENTER

AFP-OL-PC  
1000 × 1000 × 50 cm  
100.0 m<sup>2</sup>

326kg / 1.32 m<sup>3</sup>  
145 × 108 × 108 cm

1



## TUNNEL BRIDGE

AFP-OL-TB  
300 × 250 × 155 cm  
7.5 m<sup>2</sup>

70kg / 0.33 m<sup>3</sup>  
90 × 60 × 60 cm

4



## MONKEY JUNGLE

AFP-OL-MJ  
500 × 300 × 180 cm  
15.0 m<sup>2</sup>

76kg / 0.4 m<sup>3</sup>  
110 × 60 × 60 cm

1



## SWING OUT

AFP-OL-SO  
540 × 300 × 440 cm  
16.2 m<sup>2</sup>

186kg / 0.49 m<sup>3</sup>  
100 × 70 × 70 cm

1



## SLIDE RECEIVER

AFP-OL-SR  
600 × 400 × 50 cm  
24.0 m<sup>2</sup>

46kg / 0.2 m<sup>3</sup>  
80 × 50 × 50 cm


1




### VOLCANO

AFP-OL-VO  
800 × 620 × 300 cm  
49.6 m<sup>2</sup>

1


 274kg / 0.97 m<sup>3</sup>  
120 × 90 × 90 cm




### CONNECTOR PLUS

AFP-OL-CP/3  
300 × 500 × 20 cm  
15.0 m<sup>2</sup>

1


 48kg / 0.13 m<sup>3</sup>  
80 × 40 × 40 cm



### CANYON

AFP-OL-CY  
500 × 500 × 230 cm  
25.0 m<sup>2</sup>

1

 138kg / 0.81 m<sup>3</sup>  
100 × 90 × 90 cm