


AQUAFUNPARK 30

OCEAN LINE



AQUAFUNPARK 30

OCEAN LINE

408_{m²}

AREA

35

VISITORS


24x17_m

DIMENSIONS

8

ELEMENTS

ELEMENTS OCEAN LINE



CONNECTOR PLUS

2

AFP-OL-CP
300 × 500 × 20 cm
15.0 m²



FLAT BASE

1


AFP-OL-FB
500 × 500 × 25 cm
25.0 m²



SLIDE

1

AFP-OL-SL
600 × 300 × 300 cm
18.0 m²



TRAMPO-SLIDE

1

AFP-OL-TS
234 × 150 × 162 cm
3.5 m²



TRAMPOLINE

1


AFP-OL-TM
500 × 500 × 100 cm
25.0 m²



SWING OUT

1

AFP-OL-SO
540 × 300 × 440 cm
16.2 m²



KATAPULT

1

AFP-OL-KP
665 × 300 × 125 cm
20.0 m²