


# AQUAFUNPARK 50

## OCEAN LINE



### AQUAFUNPARK 50 OCEAN LINE

414<sub>m<sup>2</sup></sub>

AREA

50

VISITORS


23×18<sub>m</sub>

DIMENSIONS

16

ELEMENTS

## ELEMENTS OCEAN LINE



**CANYON** 1  
AFP-OL-CY  
500 × 500 × 230 cm  
25.0 m<sup>2</sup>




**CLIMBER** 1  
AFP-OL-CL  
500 × 500 × 420 cm  
25.0 m<sup>2</sup>



**CONNECTOR C1** 4  
AFP-OL-C1  
100 × 250 × 20 cm  
2.5 m<sup>2</sup>



**CONNECTOR C5** 1  
AFP-OL-C5  
500 × 250 × 20 cm  
12.5 m<sup>2</sup>




**CONNECTOR PLUS** 1  
AFP-OL-CP  
300 × 500 × 20 cm  
15.0 m<sup>2</sup>




**CUBE** 1  
AFP-OL-CU  
700 × 550 × 300 cm  
38.5 m<sup>2</sup>




**EASY RAMP** 2  
AFP-OL-ER  
250 × 160 × 10 cm  
4.0 m<sup>2</sup>



**FLAT BASE** 1  
AFP-OL-FB  
500 × 500 × 25 cm  
25.0 m<sup>2</sup>



**KATAPULT** 1  
AFP-OL-KP  
665 × 300 × 125 cm  
20.0 m<sup>2</sup>



**KAT-TRAMPO** 1  
AFP-OL-KT  
410 × 300 × 120 cm  
12.3 m<sup>2</sup>



**PYRAMID** 1  
AFP-OL-PY  
500 × 300 × 300 cm  
15.0 m<sup>2</sup>



**TRAMPOLINE** 1  
AFP-OL-TM  
500 × 500 × 100 cm  
25.0 m<sup>2</sup>