


AQUAFUNPARK 55V2

OCEAN LINE



AQUAFUNPARK 55V2

OCEAN LINE

480_{m²}

AREA

55

VISITORS


24x20_m

DIMENSIONS

15

ELEMENTS

ELEMENTS OCEAN LINE



CANYON

AFP-OL-CY
500 × 500 × 230 cm
25.0 m²


1



CONNECTOR C5

AFP-OL-C5
500 × 250 × 20 cm
12.5 m²

1



CONNECTOR PLUS

AFP-OL-CP
300 × 500 × 20 cm
15.0 m²

3



CORNER

AFP-OL-CR
375 × 375 × 25 cm
14.1 m²

2



CUBE

AFP-OL-CU
700 × 550 × 300 cm
38.5 m²

1



EASY RAMP

AFP-OL-ER
250 × 160 × 10 cm
4.0 m²


1



GUARD TOWER

AFP-OL-GT
500 × 500 × 410 cm
25.0 m²

1



KATAPULT

AFP-OL-KP
665 × 300 × 125 cm
20.0 m²

1



SLIDE

AFP-OL-SL
600 × 300 × 300 cm
18.0 m²

1



SWING OUT

AFP-OL-SO
540 × 300 × 440 cm
16.2 m²

1



TRAMPOLINE

AFP-OL-TM
500 × 500 × 100 cm
25.0 m²

1



TRAMPO-SLIDE

AFP-OL-TS
234 × 150 × 162 cm
3.5 m²

1