


# AQUAFUNPARK 60

OCEAN LINE



## AQUAFUNPARK 60 OCEAN LINE


600 m<sup>2</sup>  
AREA

60  
VISITORS


30x20 m  
DIMENSIONS

16  
ELEMENTS

# ELEMENTS OCEAN LINE


**CLIMBER** 1  
AFP-OL-CL  
500 × 500 × 420 cm  
25.0 m<sup>2</sup>  
133kg / 0.49 m<sup>3</sup>  
100 × 70 × 70 cm



**CONNECTOR C1** 1  
AFP-OL-C1  
100 × 250 × 20 cm  
2.5 m<sup>2</sup>  
14kg / 0.06 m<sup>3</sup>  
60 × 30 × 30 cm




**CONNECTOR PLUS** 3  
AFP-OL-CP/3  
300 × 500 × 20 cm  
15.0 m<sup>2</sup>  
48kg / 0.13 m<sup>3</sup>  
80 × 40 × 40 cm



**CORNER** 2  
AFP-OL-CR  
375 × 375 × 25 cm  
14.1 m<sup>2</sup>  
35kg / 0.13 m<sup>3</sup>  
80 × 40 × 40 cm




**KATAPULT** 1  
AFP-OL-KP  
665 × 300 × 125 cm  
20.0 m<sup>2</sup>  
129kg / 0.64 m<sup>3</sup>  
100 × 80 × 80 cm




**MONKEY JUNGLE** 1  
AFP-OL-MJ  
500 × 300 × 180 cm  
15.0 m<sup>2</sup>  
76kg / 0.4 m<sup>3</sup>  
110 × 60 × 60 cm



**SLIDE RECEIVER** 1  
AFP-OL-SR  
600 × 400 × 50 cm  
24.0 m<sup>2</sup>  
46kg / 0.2 m<sup>3</sup>  
80 × 50 × 50 cm



**SLIDING PATH** 1  
AFP-OL-SP  
500 × 300 × 150 cm  
15.0 m<sup>2</sup>  
80kg / 0.38 m<sup>3</sup>  
90 × 70 × 60 cm



**SWING OUT** 1  
AFP-OL-SO  
540 × 300 × 440 cm  
16.2 m<sup>2</sup>  
186kg / 0.49 m<sup>3</sup>  
100 × 70 × 70 cm



**TRAMPOLINE** 1  
AFP-OL-TM  
500 × 500 × 100 cm  
25.0 m<sup>2</sup>  
161kg / 0.29 m<sup>3</sup>  
80 × 60 × 60 cm



**TRAMPO-SLIDE** 1  
AFP-OL-TS  
234 × 150 × 162 cm  
3.5 m<sup>2</sup>  
92kg / 0.1 m<sup>3</sup>  
60 × 40 × 40 cm



**TUNNEL CURVE** 1  
AFP-OL-TC  
500 × 500 × 240 cm  
25.0 m<sup>2</sup>  
79kg / 0.44 m<sup>3</sup>  
90 × 70 × 70 cm



**VOLCANO** 1  
AFP-OL-VO  
800 × 620 × 300 cm  
49.6 m<sup>2</sup>  
274kg / 0.97 m<sup>3</sup>  
120 × 90 × 90 cm