


AQUAFUNPARK 85V2

OCEAN LINE



AQUAFUNPARK 85V2

OCEAN LINE

760_{m²}

AREA

85

VISITORS

38x20_m

DIMENSIONS

22

ELEMENTS

ELEMENTS OCEAN LINE



TUNNEL CURVE

AFP-OL-TC
500 × 500 × 240 cm
25.0 m²


1



PENDULUM ROCKS

AFP-OL-PR
500 × 300 × 220 cm
15.0 m²

1



MONKEY JUNGLE

AFP-OL-MJ
500 × 300 × 180 cm
15.0 m²


1



SWING OUT

AFP-OL-SO
540 × 300 × 440 cm
16.2 m²

1



KATAPULT

AFP-OL-KP
665 × 300 × 125 cm
20.0 m²


1



SLIDE

AFP-OL-SL
600 × 300 × 300 cm
18.0 m²

1



TRAMPO-SLIDE

AFP-OL-TS
234 × 150 × 162 cm
3.5 m²

1



TRAMPOLINE

AFP-OL-TM
500 × 500 × 100 cm
25.0 m²

1



CLIMBER

AFP-OL-CL
500 × 500 × 420 cm
25.0 m²


1



GUARD TOWER

AFP-OL-GT
500 × 500 × 410 cm
25.0 m²

1



SLIDE RECEIVER

AFP-OL-SR
600 × 400 × 50 cm
24.0 m²


1



VOLCANO

AFP-OL-VO
800 × 620 × 300 cm
49.6 m²

1



CONNECTOR PLUS

AFP-OL-CP
300 × 500 × 20 cm
15.0 m²


3



FLAT BASE

AFP-OL-FB
500 × 500 × 25 cm
25.0 m²

1



CONNECTOR C5

AFP-OL-C5
500 × 250 × 20 cm
12.5 m²

1



CORNER

AFP-OL-CR
375 × 375 × 25 cm
14.1 m²

2



CONNECTOR C1

AFP-OL-C1
100 × 250 × 20 cm
2.5 m²

3